

Supplying your project for duplication / Replication.

Masters

CD & DVD Masters should be mastered and ready for duplication.

CD - All tracks should be in the correct order, levelled, gapped, and track ID's included.

This would be a CD master that plays correctly on a standard CD player

DVD - Should be a master that works in a standard DVD player

SEE PAGE 4 OF THIS DOCUMENT

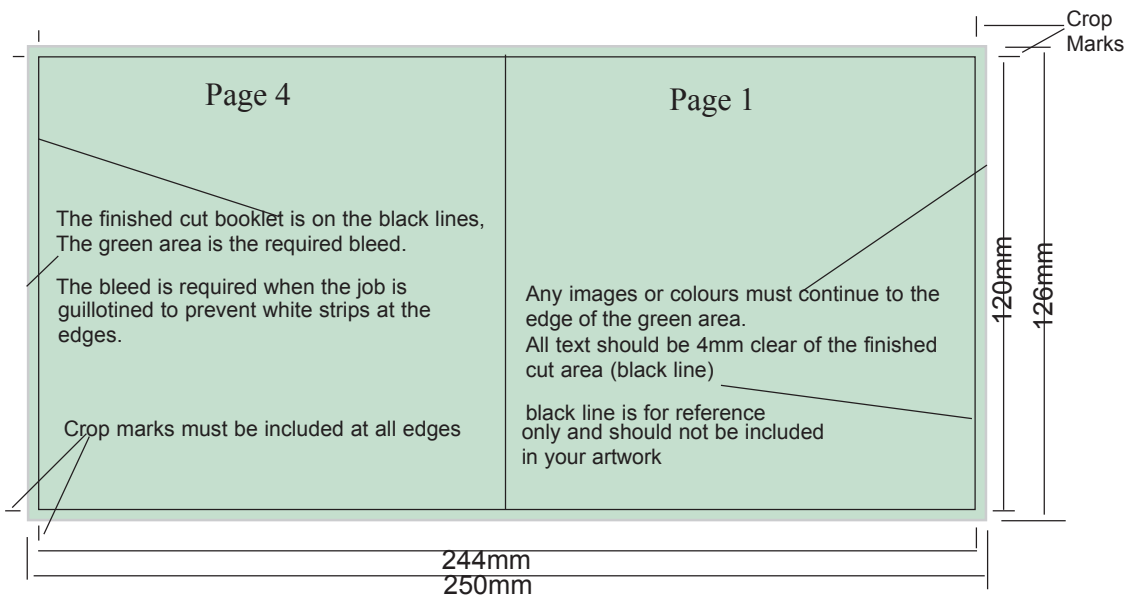
Mastering - We do of course offer Mastering of Audio CD and Authoring of CD Rom and DVD if you require.

Printed Parts

Your supplied artwork must meet our required spec, templates for the main DTP packages can be downloaded from our site.

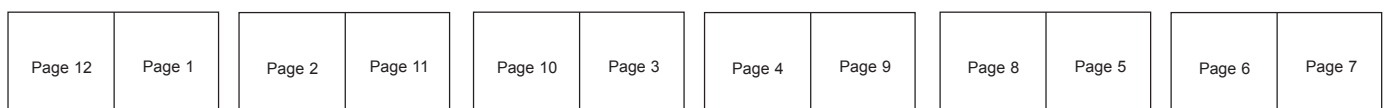
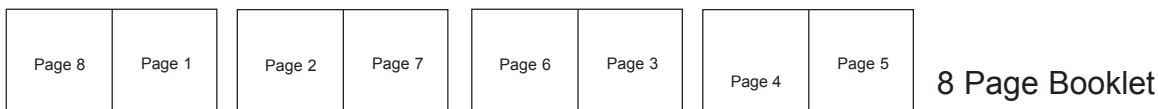

All paper parts must include a 3mm bleed as the diagram below shows

All artwork should be supplied as a CMYK (PDF X-1A) file with fonts embedded, your DTP will have instructions on how to do this...

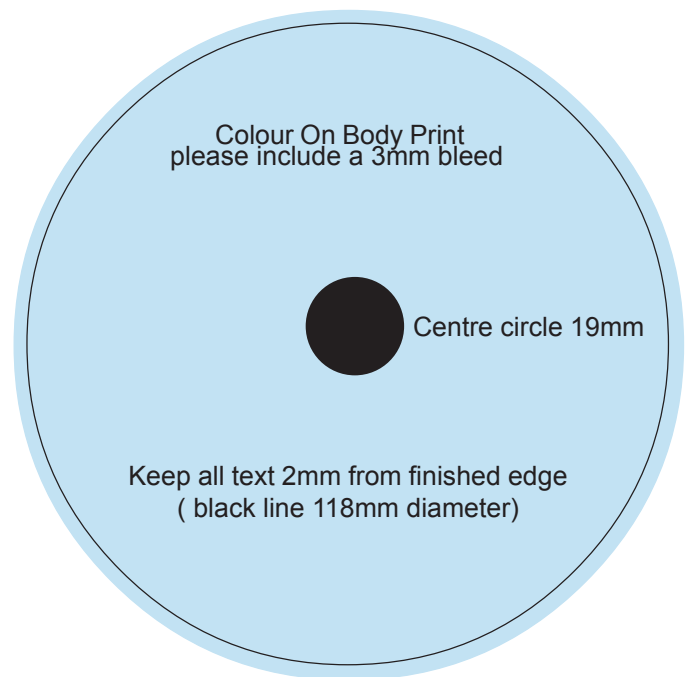
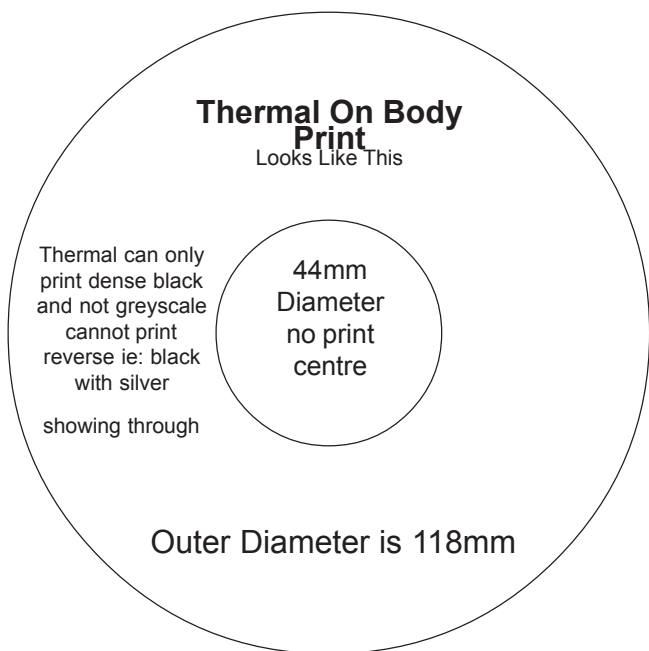
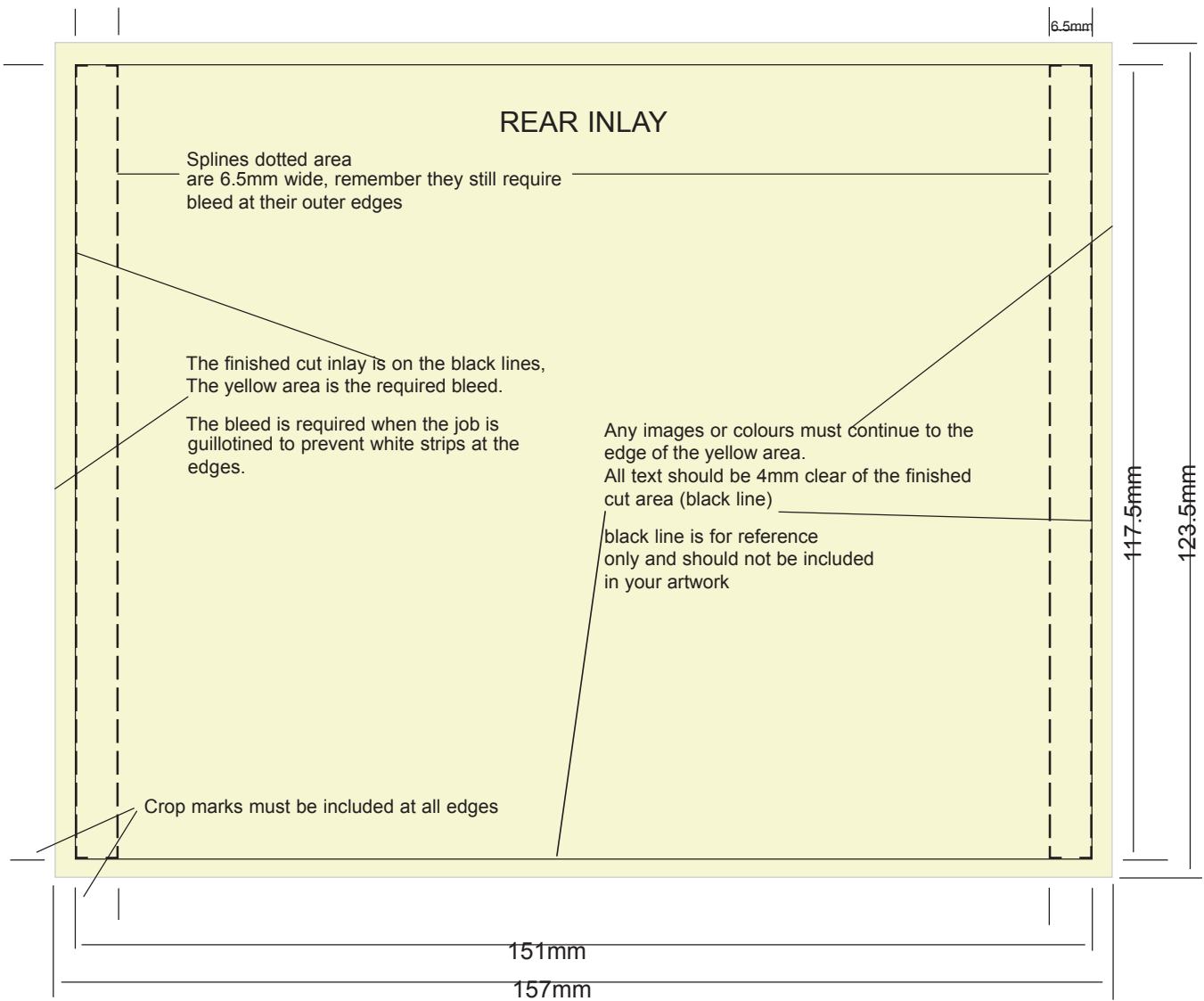


Supplying collated artwork for multiple pages

See diagrams below for the correct layout of opposing pages



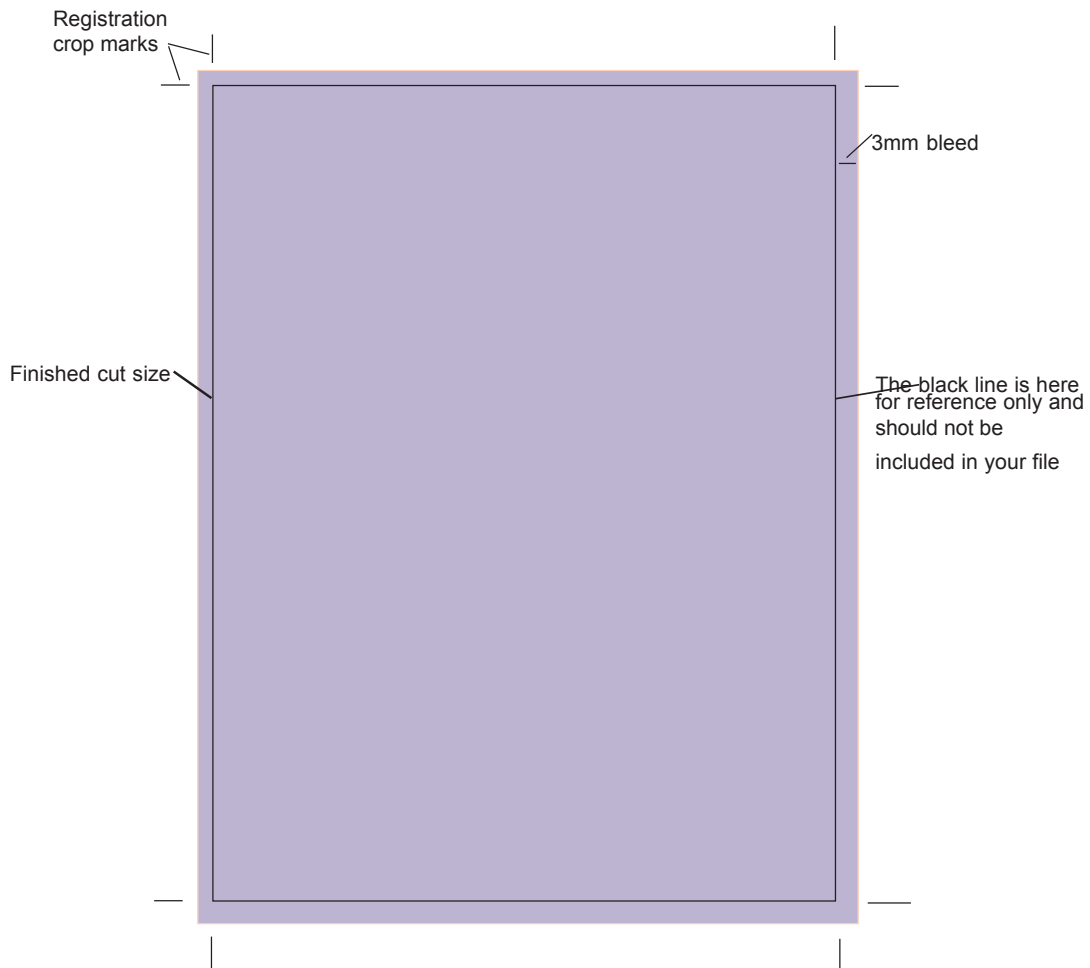
12 Page Booklet



Supplying artwork for other printed parts

All paper parts require a 3 mm colour bleed no matter what size of print job you require unless a white background is used throughout your file
all files must be supplied with registration crop marks

The sample below is true for all paper part artwork



Masters for Duplication & Replication

All masters supplied should be ready for duplication or replication.

Audio CD Masters

Should be burned to red book standard ie: disc at once and not track at once and should be levelled and gapped with all tracks in the correct order, The master CD should be listened to several times to make sure there are no errors on the disc.

Because of the nature of CDR unknown errors can be included on a master it is always best to make a copy of the master that you intend supplying and check that one for faults, if any faults show up on your check copy you should go back to your burning software and create a new master and follow the above procedure again, once checked send us the master burned from your burning software and not the copy.

Always Include a sheet of paper with Track list - composer - and playing time per track plus total playing time

CD Rom

Should be supplied after checking content is working and correct, if auto starts is included this should be checked to be working on several computers. Once you are sure that your CD ROM master is as it should be make a direct copy from that master and check that it is working exactly as it should if not go back to your burning software and create a new master and follow the above procedure again. once checked send us the master burned from your burning software and not the copy. Always supply a sheet of paper with a description of the contents and the owner of the contents.

DVD masters should be supplied fully checked that auto run (if included) and chapters all work as they should. Check also for pixelation on frames Both DVD+R and DVD-R masters are accepted. Once you are sure that your DVD master is as it should be make a direct copy from that master and check that it is working exactly as it should if not go back to your burning software and create a new master and follow the above procedure again. Once checked send us the master burned from your burning software and not the copy. Always supply a sheet of paper with a description of the contents and the owner of the contents.